

PROUDLY MADE IN INDIA



ANS ELEVATORS



**PRODUCT
SELECTION GUIDE**
LETS CHOOSE THE BEST

2025

Product Selection Guide

COP & LOP

1. Button based COP LOP

- 1.1 Stellar Curve - 1000mm
 - 1.1.1 SS + Acrylic
 - 1.1.2 Full Acrylic
- 1.2 Stellar Standard - 1000mm
 - 1.2.1 SS + Acrylic
 - 1.2.2 Full Acrylic
- 1.3 Jupiter - 800mm
 - 1.3.1 SS + Acrylic
- 1.4 Villa - 500mm
 - 1.4.1 SS + Acrylic

2. Touch based COP LOP

- 2.1 Touch Toughened Glass
- 2.2 Touch Acrylic
 - 2.2.1 Curve Frame
 - 2.2.2 Square Frame
- 2.3 Touch Android 10.1 Inch

3. Semi-Touch based COP LOP

4. Access Control Options in COP/LOP

5. Display Options in COP/LOP

LIFT ARD & UPS

6. Lift ARD 5HP TO 50 HP

7. Lift ARD 5HP TO 50 HP

ACCESSORIES

8. Instruction Plate

- 8.1 Golden
- 8.2 Silver
- 8.3 White

9. Fire Man & Alarm

10. Handover Key

11. Intercom

- 11.1 BST
- 8.2 Butkon


Rugged COP LOP with **Stainless Steel**

1.1 Stellar Curve - 1000mm

1.2 Stellar Standard - 1000mm

1.3 Jupiter - 800mm

1.4 Villa - 500mm



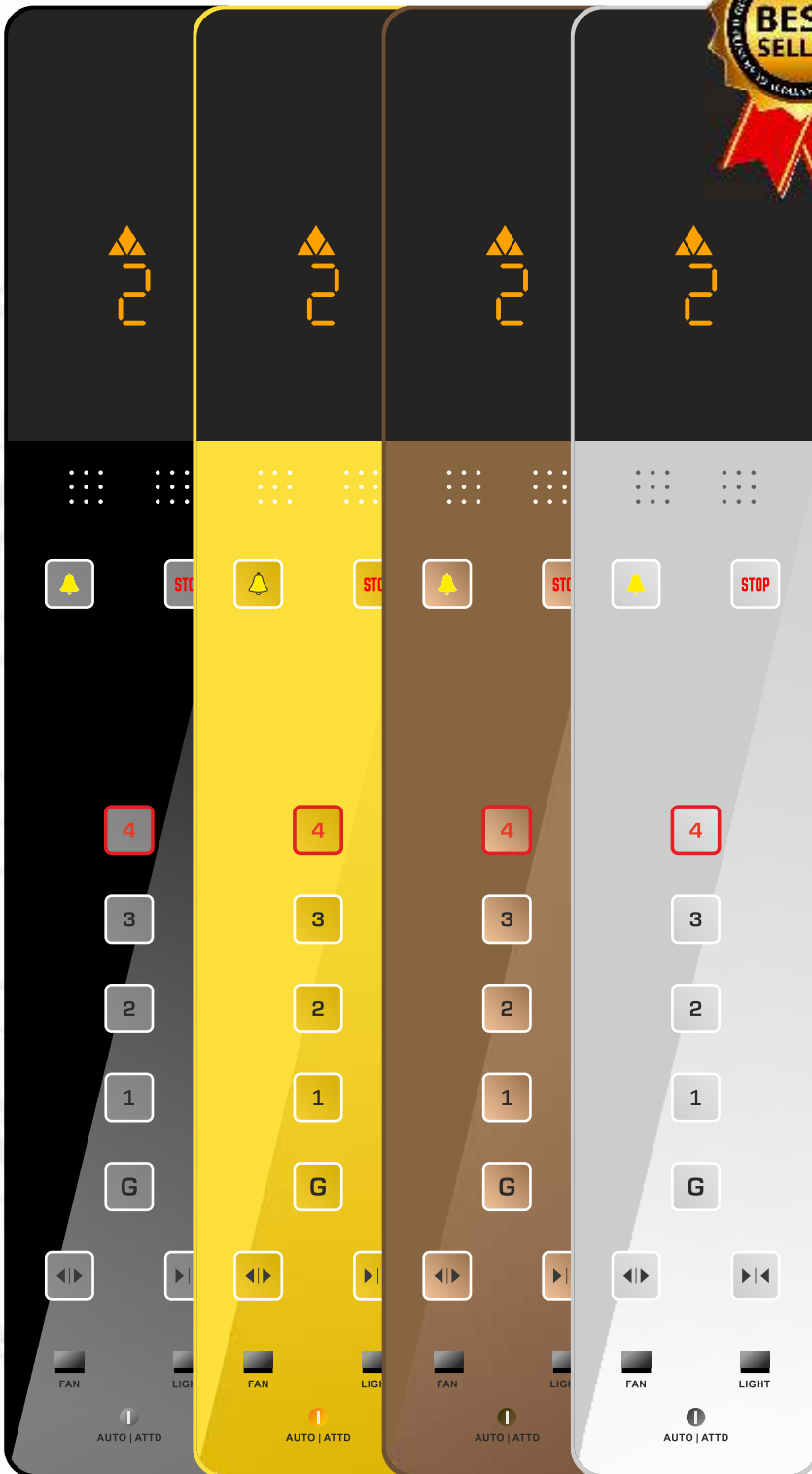
BUTTON based LOP & COP

STELLAR curve | COP

stainless steel + acrylic



Curved Edges



Black Mirror

Gold Mirror


Rosegold Mirror

SS Hairline

COP Size: 1000 mm X 170 mm

SS + Acrylic 

Original Design 

Imported Buttons 

Curved Frame 

Diecasted 

Boxed Assembly 

Safety 

Stainless Steel STELLAR Performance

STELLAR curve | COP


stainless steel + acrylic

curve



Aluminium diecasted curved frame with longevity and rustfree operation

FRAME OPTIONS

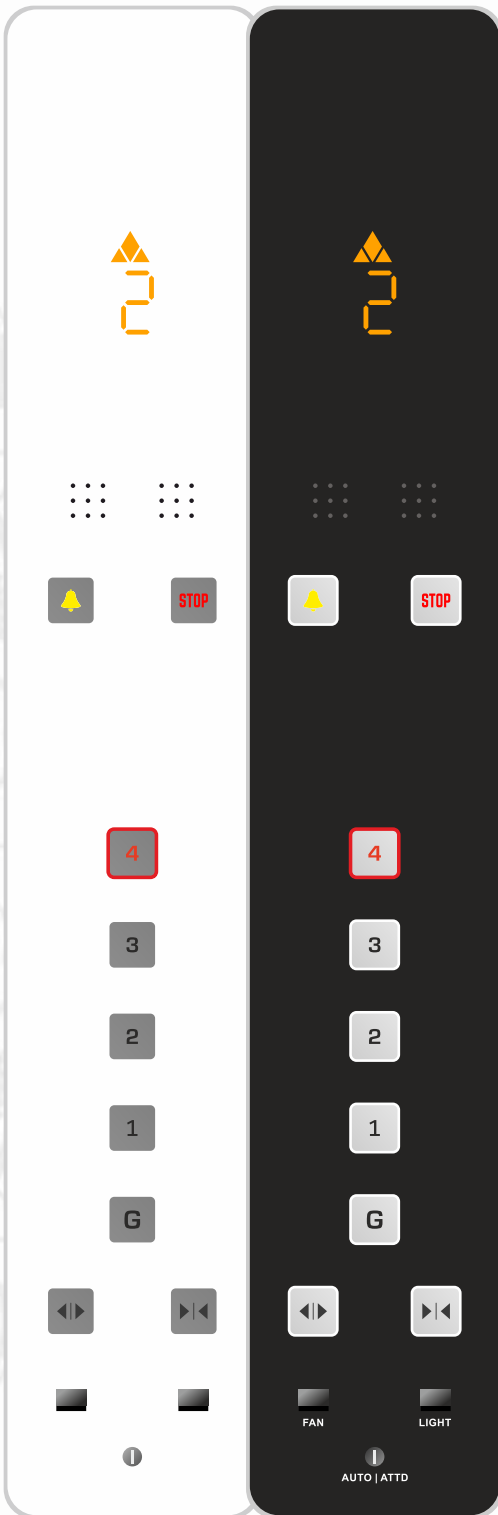


Available frame colors for **utmost luxury**.

STELLAR curve | COP

full acrylic

Curved Edges




White
Acrylic

Black Matt
Acrylic

COP Size: 1000 mm X 170 mm

Original Design 

Imported Buttons 

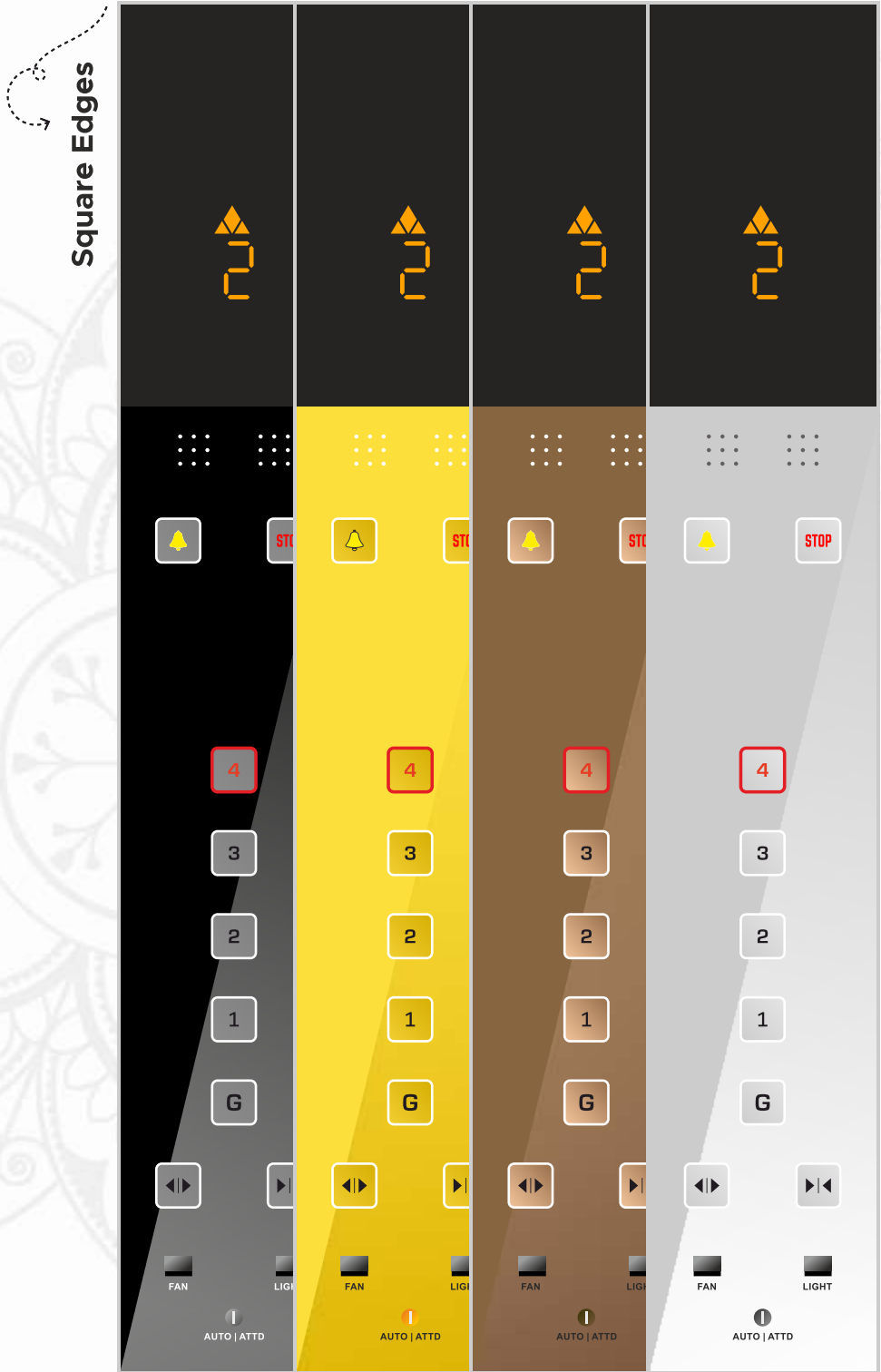
Curved Frame 

Diecasted 

Boxed Assembly 

Safety 

STELLAR Performance



Black Mirror Gold Mirror Rosegold Mirror SS Hairline Mirror

COP Size: 1000 mm X 170 mm

SS + Acrylic 

Original Design 

Imported Buttons 

Square Frame 

Diecasted 

Boxed Assembly 

Safety 

Stainless Steel
STELLAR Performance

standard

Square Edges



Aluminium diecasted square frame with longevity and rustfree operation

FRAME OPTIONS

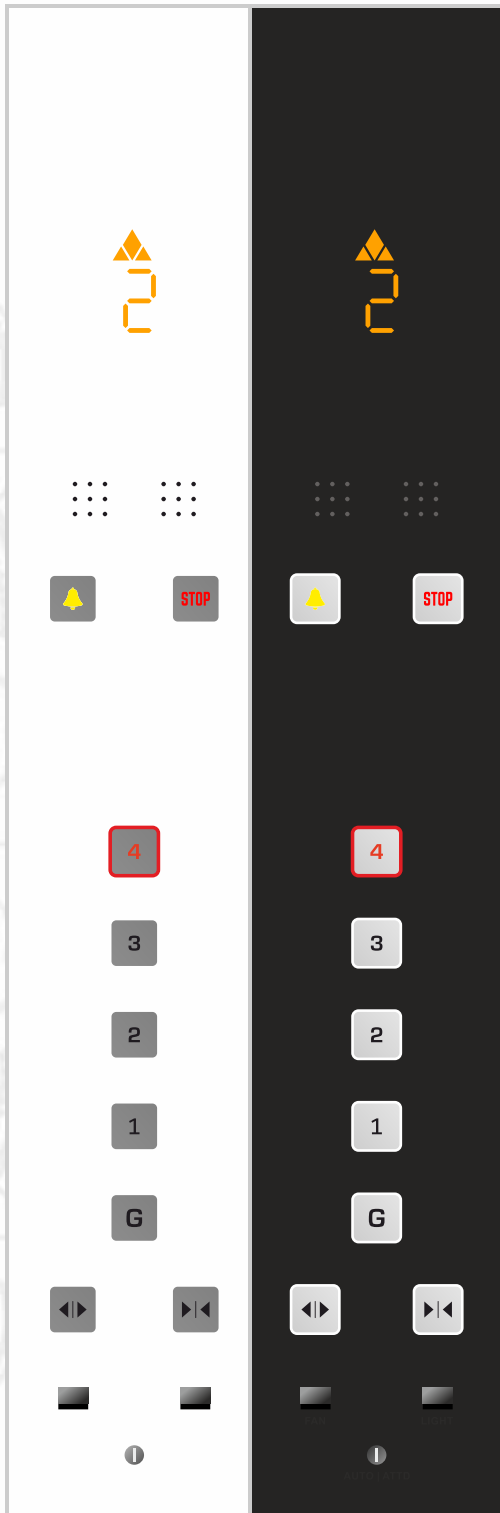
Square Edges



Silver

Silver square frame.

Square Edges



White Acrylic

Black Matt Acrylic

COP Size: 1000 mm X 170 mm

Original Design



Imported Buttons



Square Frame



Diecasted



Boxed Assembly



Safety



STELLAR Performance

FRAME OPTIONS



Standard Frame
280 x 75 mm



Jumbo Frame
330 x 100 mm

FRAME COLOR OPTIONS



Black

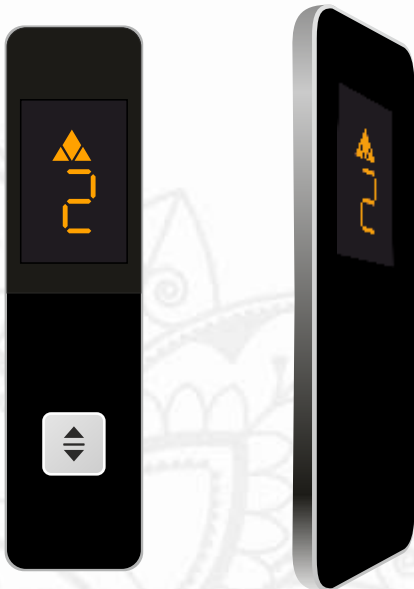
Gold

Rose
Gold

Silver

STELLAR | LOP

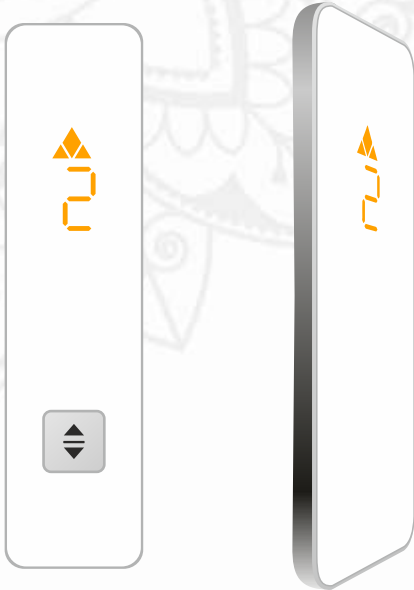
COLOR OPTIONS



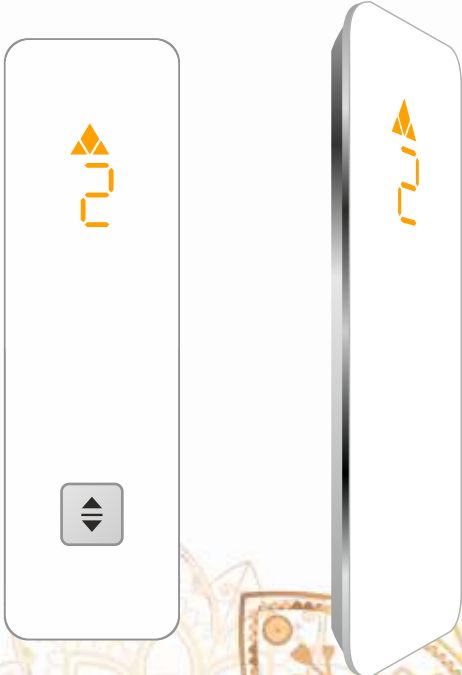
Standard Frame
280 x 75 mm



Jumbo Frame
330 x 100 mm



Standard Frame
280 x 75 mm



Jumbo Frame
330 x 100 mm



SS Hairline
COP Size: 800 mm X 170 mm



SS Hairline
LOP Size: 280 x 75 mm



VILLA

LOP & COP

Curved Edges



SS Gold Mirror



SS Hairline

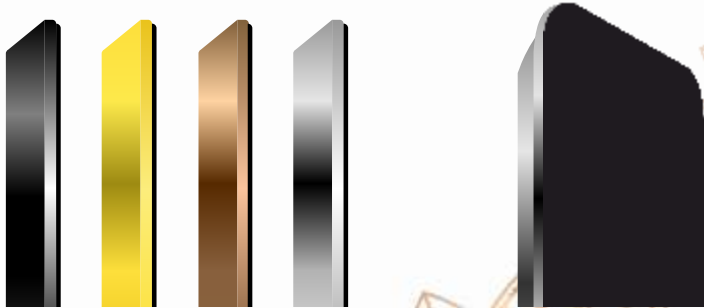


SS Rosegold Mirror

COP Size: 500 mm X 200 mm



LOP Size: 215 mm X 60 mm



Next Gen AI Elevator COP LOP
Modern Touch Interface

2.1 Touch - Toughened Glass

2.2.1 Touch Acrylic Curve

2.2.1 Touch Acrylic Square

2.3 Touch Android 10.1 Inch

Microcontroller based Touch. Recalibrates Itself Overtime.

We Call it AI Touch !

Our touch buttons calibrate itself over period, it sets itself according to the material property due to which the performance over glass and acrylic is same. It works like magic.

TOUCH | LOP & COP

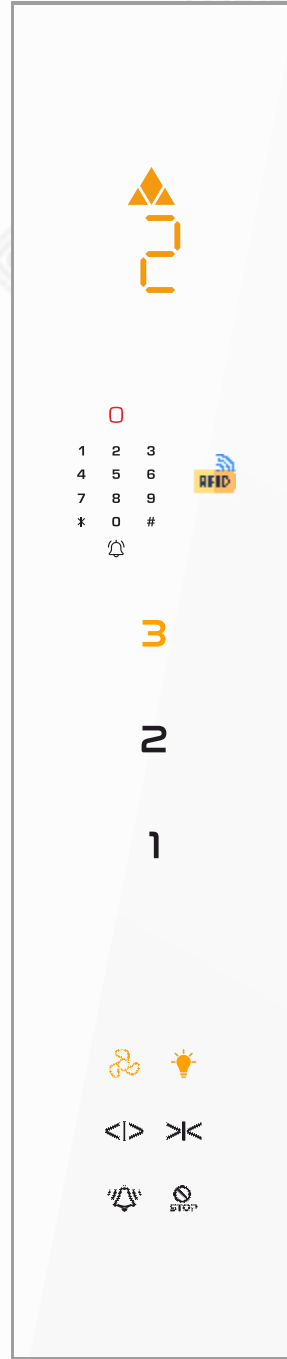
toughened glass



1000 mm X 200 mm
Black
Glass COP
Glass Thickness: 5mm



330 x 100 mm
Black
Glass Jumbo LOP
Glass Thickness: 2mm



1000 mm X 200 mm
White
Glass COP
Glass Thickness: 5mm




330 x 100 mm
White
Glass Jumbo LOP
Glass Thickness: 2mm

Compatible with **all panels with parallel and serial** input and output

AI - touch

acrylic

Square Edges



1000 mm X 200 mm
Black Acrylic

Curved Edges



1000 mm X 200 mm
Black Acrylic

Compatible with **all panels with parallel and serial** input and output

AI - touch

TOUCH
android

COP

capacitive touch screen

10.1 inch

Curved Edges



SS Gold Mirror



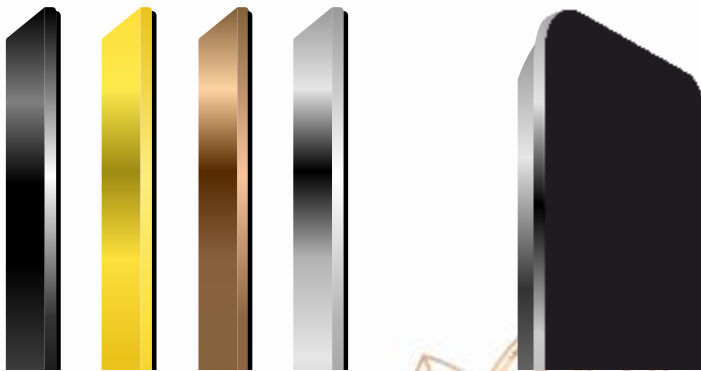
Black Acrylic



SS Rosegold Mirror

COP Size: 500 mm X 200 mm

Compatible with **all panels with parallel** input and output



~ 6 Lac Pixels
10.1 Inch HD Display
Full Customisable
Custom Images
Upto 99 Floors

FRAME OPTIONS




Standard Frame
280 x 75 mm



Jumbo Frame
330 x 100 mm

FRAME COLOR OPTIONS




Black

Gold


Rose
Gold

Silver


COLOR OPTIONS



Black



White




Glass White



Red + White



Any custom Color



Red Blue Gradient



Black Blue Gradient



White Marbel Texture Finish



Blue Marbel Texture Finish



Any Custom Image

CUSTOMISATION AS PER NEED

Elevate Your Experience With Customized Precision.

Customised Logo



Custom Colors



Crafting Uniqueness

Customised Layout



You Dream It
We'll Make It

Feel like touch - Touchfeel
Semi-Touch Sensation

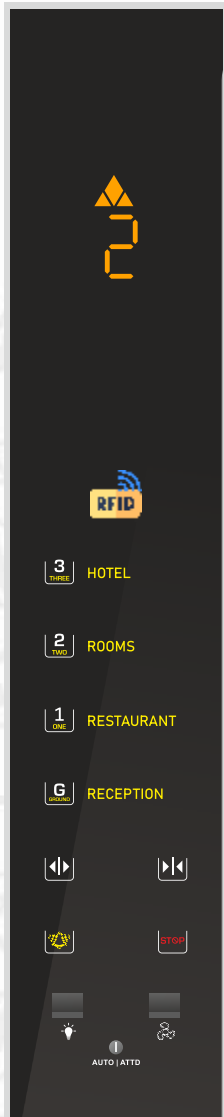
Touchfeel - Acrylic



*button COP with
the feel of TOUCH*

TOUCHFEEL | LOP & COP

acrylic - Semi Touch



800 x 170 mm
Black
Touchfeel COP




280 x 75 mm
Touchfeel LOP



800 x 170 mm
WG
Touchfeel COP



280 x 75 mm
Touchfeel LOP



800 x 170 mm
BWR
Touchfeel COP



280 x 75 mm
Touchfeel LOP

 Original Design

 Safety

 Superior Buttons

 Full Acrylic

 High-end Performance

 RFID Card Reader

 Reliability and Service

 Boxed Assembly

ACCESS CONTROL OPTIONS

Password & RFID




Biometric with RFID & Password




Face with Biometric Password & RFID



Password & RFID with Touch



Biometric with RFID & Password with Touch




Only RFID



DISPLAY OPTIONS | LOP & COP

7 Segment




TFT LCD




Graphic LCD




Amber Dot



Red Dot



White Dot





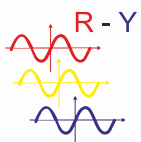
India's Most Preferred ARD / UPS

Available from 5HP to 50HP

- Compact size with inbuilt battery wallmounted cabinet.
- Pan India installation support by our experts.
- Improved charger for Low AH batteries.

- Pure sinwave output with auto shutdown timer.
- Single card solution, easier to service.
- Multiple rescues on a single charge.

Specifications	LIFT UPS / ARD - Automatic Rescue Device				
Parameters	Units	Rating			
Model	iLIFT	5 HP	7.5 HP	10 HP	15 Ah
Operating DC Voltage	Volts	48 V	48 V	72 V	72 V
No of Batteries	Nos	4	4	6	6
Battery Capacity	Ah	7 AH		7 AH	



DUAL / SINGLE PHASE OUTPUT



PURE SINE WAVE

RUGGED
> 50K
INSTALLATIONS

RUGGED RELIABLE



INBUILT BATTERY SUPPORTED



7 STAGE CHARGING FOR BATTERY HEALTH

ACCESS CONTROL

RFID, Face ID, Fingerprint elevator security



Model: LB-120-B



Push Keypad



Support RFID Card (125KHz)
User Capacity: 2000



Password Enabled
Backup Enabled



Model: LB-120-T



Capacitive Touch



Support RFID Card (125KHz)
User Capacity: 2000



Password Enabled
Backup Enabled



Model: LB-103



Fingerprint
Biometric



Support RFID Card (125KHz)
User Capacity: 500



Password Enabled
Backup Enabled



Model: LB-103-T



Optical Fingerprint
Sensor | Biometric



Capacitive Touch



Support RFID Card (125KHz)
User Capacity: 2000



Password Enabled
Backup Enabled



Model: LB-104



Face ID
300 Faces
Storage



Fingerprint
Biometric



Ethernet
TCP/IP Support



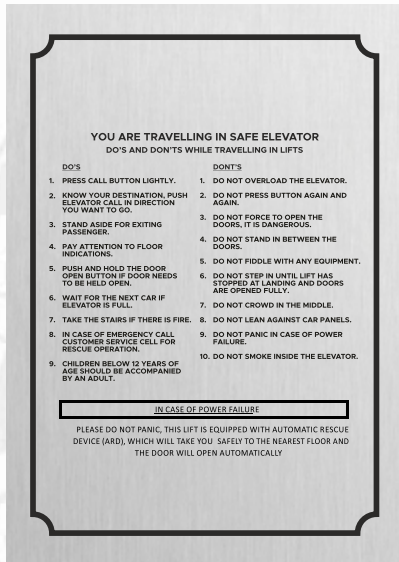
Support RFID Card (125KHz)
User Capacity: 1000
Logs: 1,00,000



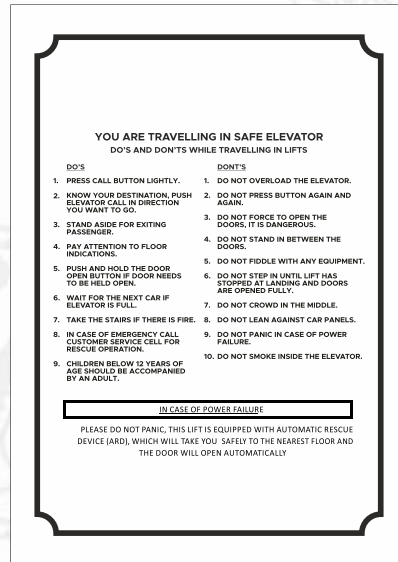
Password Enabled
Backup Enabled

ACCESSORIES


INSTRUCTION PLATE



210 x 300 mm
SS Hairline
Instruction Plate




210 x 300 mm
White
Instruction Plate




210 x 300 mm
Golden
Instruction Plate

FIREMAN & ALARM



ACCESSORIES

LIFT HANDOVER KEY



INTERCOM



